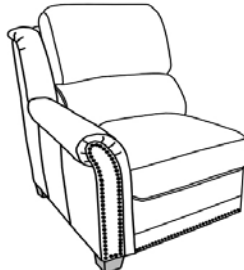

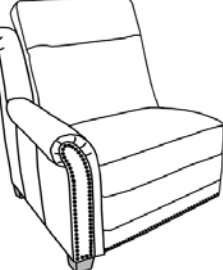
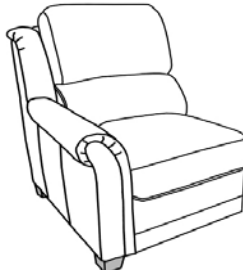


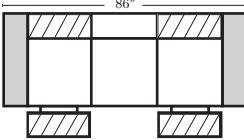
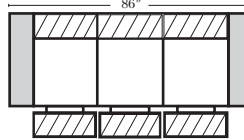


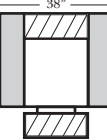


### 24" / 28" / 32" Pre-Configured Items

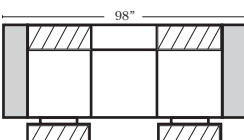
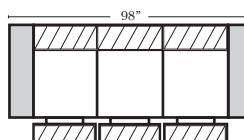
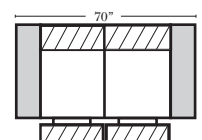
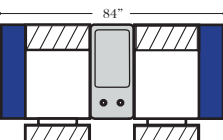

v.02.08.21

Pub Back (PB)	Solid Back (SB)	Split Back (SP)	Pub Back (PB)	Solid Back (SB)	Split Back (SP)
					
CS 711-24-PB CS 711-28-PB CS 711-32-PB	CS 711-24-SB CS 711-28-SB CS 711-32-SB	CS 711-24-SP CS 711-28-SP CS 711-32-SP	CS 722-24-PB CS 722-28-PB CS 722-32-PB	CS 722-24-SB CS 722-28-SB CS 722-32-SB	CS 722-24-SP CS 722-28-SP CS 722-32-SP
711 = Nail Head Trim			722 = No Nail Head Trim		

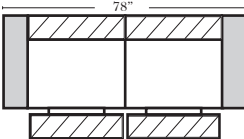
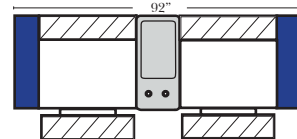
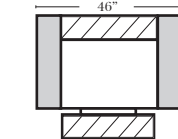
### 24" Items

				
Reclining 3C Sofa-53801 w/2 Pwr Seats & Headrests	Reclining 3C Sofa-53802 w/3 Pwr Seats & Headrests	Reclining 2C Loveseat-53805 w/2 Pwr Seats & Headrests	Recl. 2C w/Large Straight Console Loveseat all Pwr-53854	Recliner-53806 w/1 Pwr Seat & Headrest

### 28" Items

				
Reclining 3C Sofa-53801 w/2 Pwr Seats & Headrests	Reclining 3C Sofa-53802 w/3 Pwr Seats & Headrests	Reclining 2C Loveseat-53805 w/2 Pwr Seats & Headrests	Recl. 2C w/Large Straight Console Loveseat all Pwr-53854	Recliner-53806 w/1 Pwr Seat & Headrest

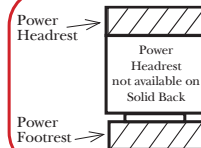
### 32" Items

		
Reclining 2C Sofa-52801 w/2 Pwr Seats & Headrests	Recl 2C w/Large Straight Console Sofa w/2 Pwr Seats & Headrests-52855	Recliner-52806 w/1 Pwr Seat & Headrest

**Standard:** Seat Cushions are foam crowned with Memory Gel

**Standard:** Power Recliners included where there are reclining seats.

**Standard:** Power Headrests included where there are reclining seats except on Solid Back (SB).



**\*\*Portable Single Theater Arm (1)**  
(Black, Hammered Antique, or Silver)  
Cup Holder  
(Fabric or Leather)  
(Used with 24" Style)

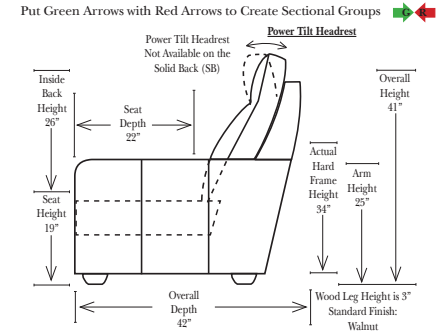


(8" W x 21" D x 6"H)

**\*\*\*Portable Double Theater Arm (2)**  
(Black, Hammered Antique, or Silver)  
Cup Holder  
(Fabric or Leather)  
(Used with 32" Style)



(13" W x 21" D x 6"H)



### Standards & Options

#### Standard:

- Available in Full & Top Grain Leathers
- Available in Luxury Fabrics
- All Hardwood Frames
- Wood Leg Finish (Standard is Walnut)
- Seat Cushions are Crowned with Memory Gel.
- Power Recliners included where there are reclining seats.
- Power Headrests included where there are reclining seats except on Solid Back (SB).
- Power toggle controller with USB charging port for each power recliner or headrest

#### Options: (No Additional Charge)

- No. 33 Firm Foam
- Wood Leg Finish (Available in Cherry, Chocolate, Espresso, Honey Oak, & Shadow)
- Add a Brushed Metal Vintage Legs

#### Options: (Additional Charges Apply)

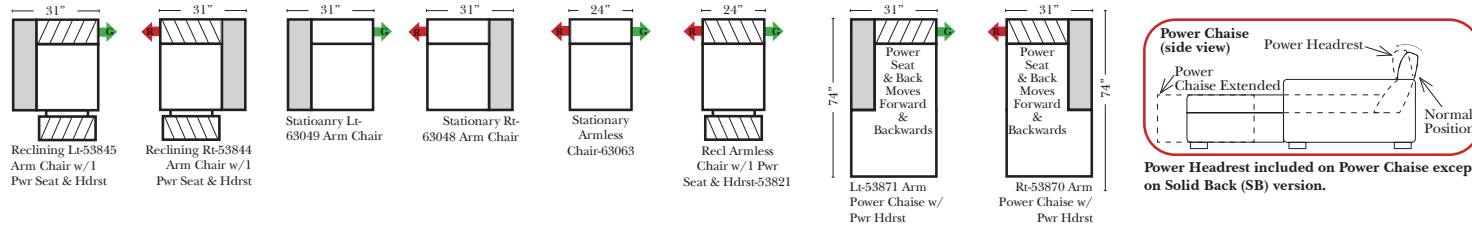
- Rechargeable Battery Pack (will operate 2 recliner footrests or multiple mechanisms per recliner)
- Add Power Lumbar
- Swivel Table for Console Arms (Espresso or Walnut Wood Finish)
- \*\*Portable Single Theater Arm (1) Cup Holder or
- \*\*\*Portable Double Theater Arm (2) Cup Holders (Black, Hammered Antique, or Silver Cup Holders) (Fabric or Leather)



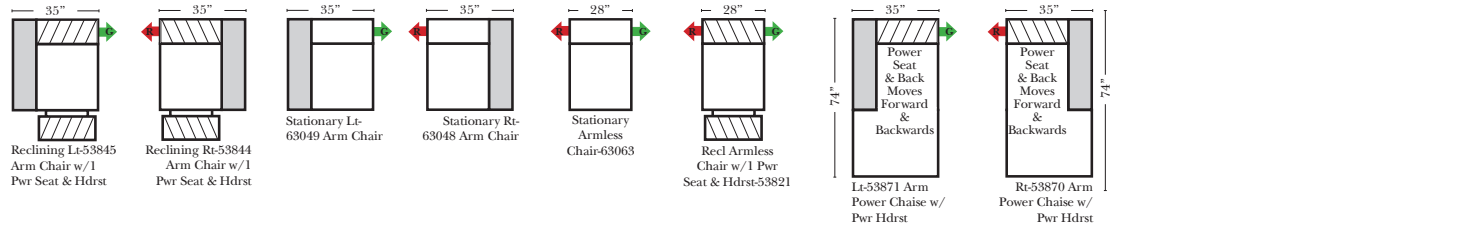
#### Note:

All Dimensions are approximate, if accuracy is crucial, please contact us for validation of the dimensions shown. However, a 1" to 2" variance can still apply due to foam and upholstery.

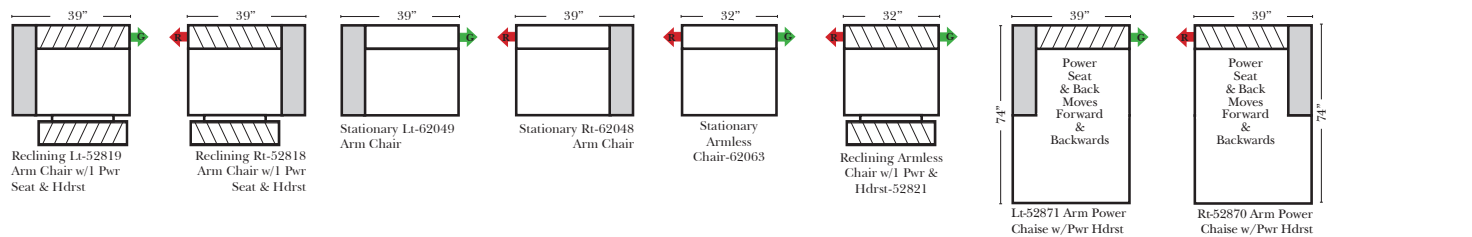
### 24" Items



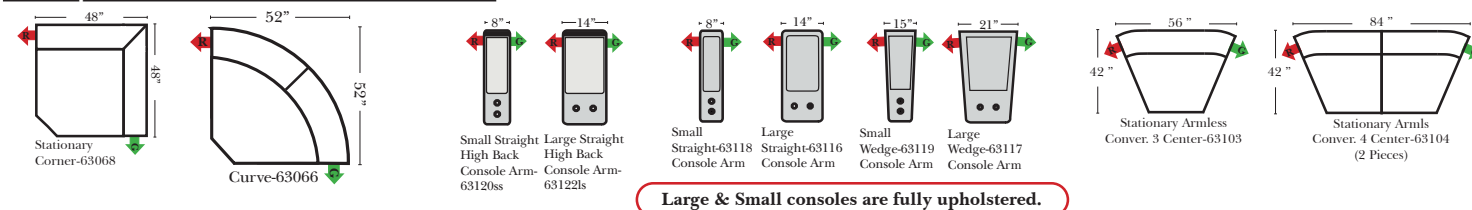
### 28" Items



### 32" Items



### Components for both 24" and 32"

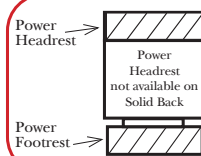


Large & Small consoles are fully upholstered.

Standard: Seat Cushions are foam crowned with Memory Gel

Standard: Power Recliners included where there are reclining seats.

Standard: Power Headrests included where there are reclining seats except on Solid Back (SB).



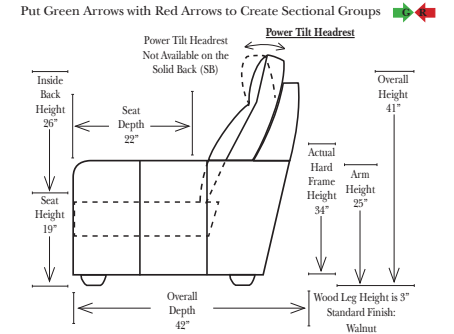
\*\*Portable Single Theater Arm (1) (Black, Hammered Antique, or Silver) Cup Holder (Fabric or Leather) (Used with 24" Style)

(8" W x 21" D x 6" H)



\*\*\*Portable Double Theater Arm (2) (Black, Hammered Antique, or Silver) Cup Holder (Fabric or Leather) (Used with 32" Style)

(13" W x 21" D x 6" H)



### Standards & Options

#### Standard:

- Available in Full & Top Grain Leathers
- Available in Luxury Fabrics
- All Hardwood Frames
- Wood Leg Finish (Standard is Walnut)
- Seat Cushions are Crowned with Memory Gel.
- Power Recliners included where there are reclining seats.
- Power Headrests included where there are reclining seats except on Solid Back (SB).
- Power toggle controller with USB charging port for each power recliner or headrest

#### Options: (No Additional Charge)

- No. 33 Firm Foam
- Wood Leg Finish (Available in Cherry, Chocolate, Espresso, Honey Oak, & Shadow)
- Add a Brushed Metal Vintage Legs

#### Options: (Additional Charges Apply)

- Rechargeable Battery Pack (will operate 2 recliner footrests or multiple mechanisms per recliner)
- Add Power Lumbar
- Swivel Table for Console Arms (Espresso or Walnut Wood Finish)
- \*\*Portable Single Theater Arm (1) Cup Holder or
- \*\*\*Portable Double Theater Arm (2) Cup Holders (Black, Hammered Antique, or Silver Cup Holders (Fabric or Leather))



#### Note:

All Dimensions are approximate, if accuracy is crucial, please contact us for validation of the dimensions shown. However, a 1" to 2" variance can still apply due to foam and upholstery.

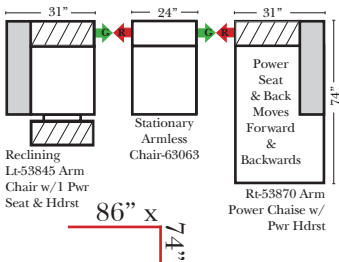
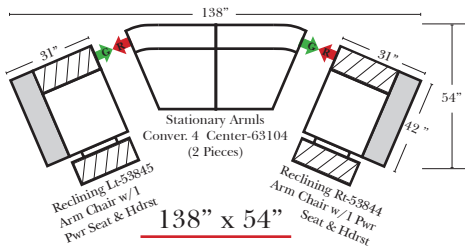
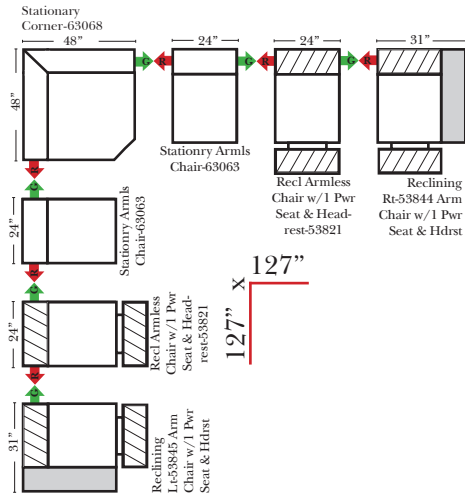
### Suggested Configurations for 24" / 28" / 32" styles

v.02.08.21

Put Green Arrows with Red Arrows to Create Sectional Groups

The Suggested Configurations below are only a sample of what the imagination can create, please enjoy creating the configuration that fits your lifestyle, using the ideas below and from the items on the opposite page.

24"

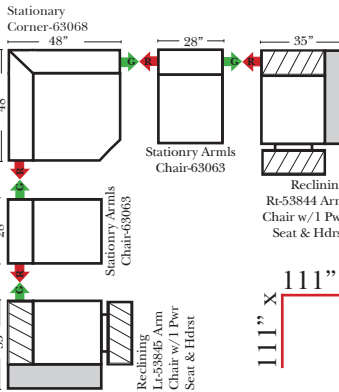
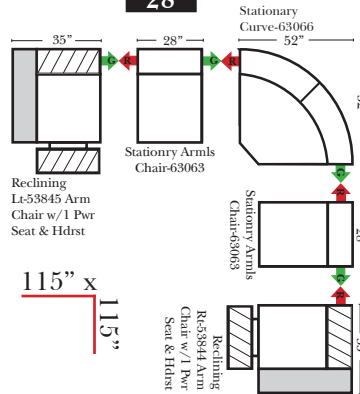


\*\*Portable Single Theater Arm (1) (Black, Hammered Antique, or Silver) Cup Holder (Fabric or Leather) (Used with 24" Style)

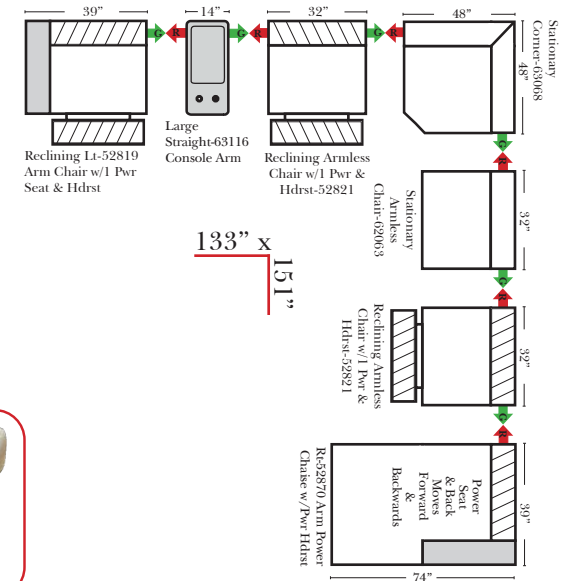
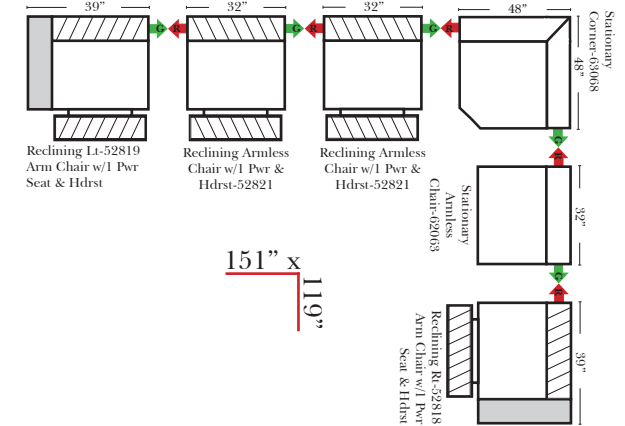


(8" W x 21" D x 6"H)

28"



32"



\*\*\*Portable Double Theater Arm (2) (Black, Hammered Antique, or Silver) Cup Holder (Fabric or Leather) (Used with 32" Style)



(13" W x 21" D x 6"H)