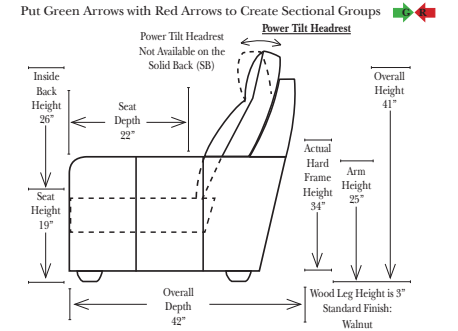


24" / 28" / 32" Pre-Configured Items

v.02.08.21

Pub Back (PB)	Solid Back (SB)	Split Back (SP)	Pub Back (PB)	Solid Back (SB)	Split Back (SP)
CS 710-24-PB CS 710-28-PB CS 710-32-PB	CS 710-24-SB CS 710-28-SB CS 710-32-SB	CS 710-24-SP CS 710-28-SP CS 710-32-SP	CS 720-24-PB CS 720-28-PB CS 720-32-PB	CS 720-24-SB CS 720-28-SB CS 720-32-SB	CS 720-24-SP CS 720-28-SP CS 720-32-SP
710 = Nail Head Trim			720 = No Nail Head Trim		



Standards & Options

Standard:

- Available in Full & Top Grain Leathers
- Available in Luxury Fabrics
- All Hardwood Frames
- Wood Leg Finish (Standard is Walnut)
- Seat Cushions are Crowned with Memory Gel.
- Power Recliners included where there are reclining seats.
- Power Headrests included where there are reclining seats except on Solid Back (SB).
- Power toggle controller with USB charging port for each power recliner or headrest

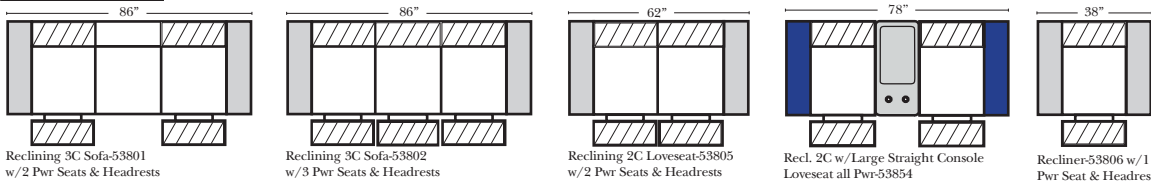
Options: (No Additional Charge)

- No. 33 Firm Foam
- Wood Leg Finish (Available in Cherry, Chocolate, Espresso, Honey Oak, & Shadow)
- Add a Brushed Metal Vintage Legs

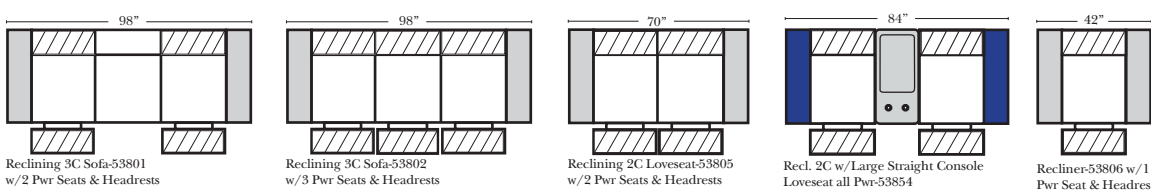
Options: (Additional Charges Apply)

- Rechargeable Battery Pack (will operate 2 recliner footrests or multiple mechanisms per recliner)
- Add Power Lumbar
- Swivel Table for Console Arms (Espresso or Walnut Wood Finish)
- **Portable Single Theater Arm (1) Cup Holder or ***Portable Double Theater Arm (2) Cup Holders (Black, Hammered Antique, or Silver Cup Holders) (Fabric or Leather)

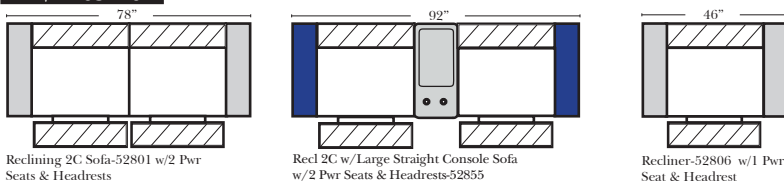
24" Items



28" Items



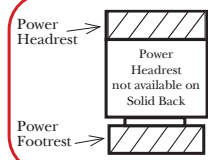
32" Items



Standard: Seat Cushions are foam crowned with Memory Gel

Standard: Power Recliners included where there are reclining seats.

Standard: Power Headrests included where there are reclining seats except on Solid Back (SB).



**Portable Single Theater Arm (1) (Black, Hammered Antique, or Silver) Cup Holder (Fabric or Leather) (Used with 24" Style)

(8" W x 21" D x 6" H)

***Portable Double Theater Arm (2) (Black, Hammered Antique, or Silver) Cup Holder (Fabric or Leather) (Used with 32" Style)

(13" W x 21" D x 6" H)

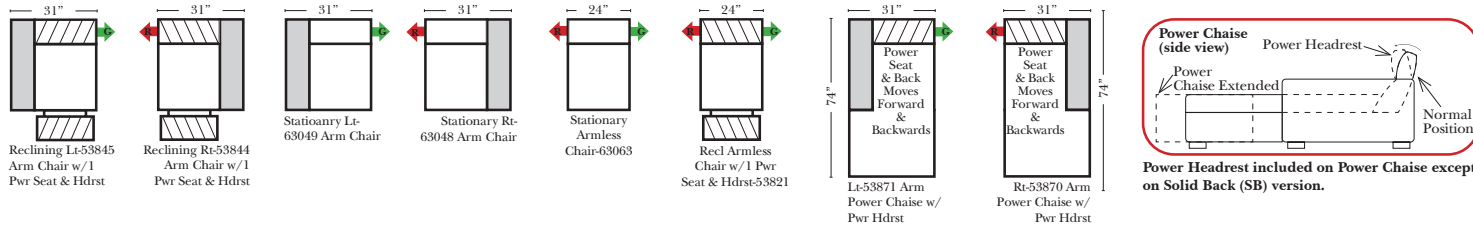


Note: All Dimensions are approximate, if accuracy is crucial, please contact us for validation of the dimensions shown. However, a 1" to 2" variance can still apply due to foam and upholstery.

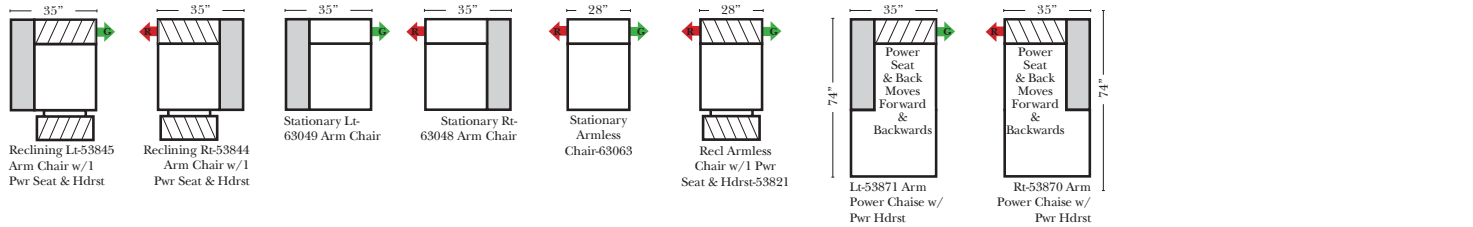
24" / 28" / 32" Component Items

v.02.08.21

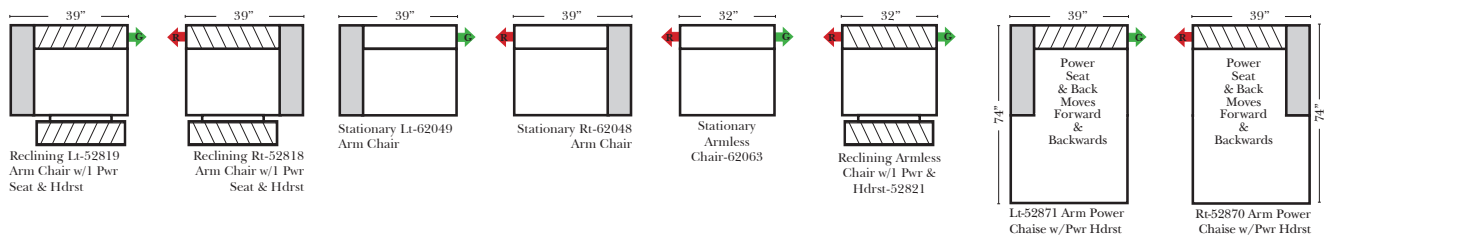
24" Items



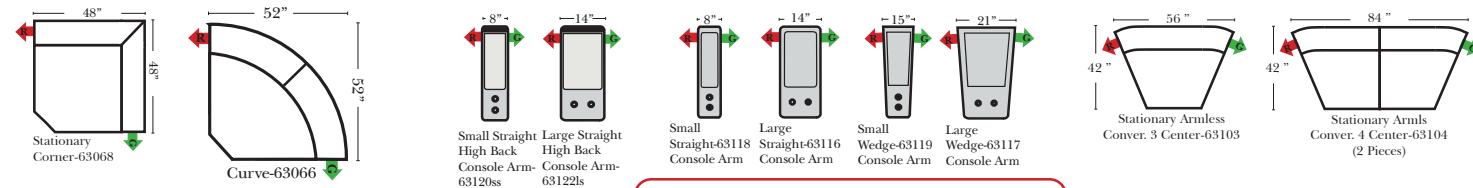
28" Items



32" Items



Components for both 24" and 32"

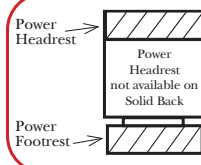


Large & Small consoles are fully upholstered.

Standard: Seat Cushions are foam crowned with Memory Gel

Standard: Power Recliners included where there are reclining seats.

Standard: Power Headrests included where there are reclining seats except on Solid Back (SB).



****Portable Single Theater Arm (1)** (Black, Hammered Antique, or Silver) Cup Holder (Fabric or Leather) (Used with 24" Style)



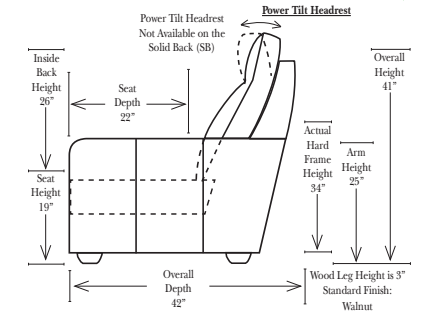
(8" W x 21" D x 6" H)

****Portable Double Theater Arm (2)** (Black, Hammered Antique, or Silver) Cup Holder (Fabric or Leather) (Used with 32" Style)



(13" W x 21" D x 6" H)

Put Green Arrows with Red Arrows to Create Sectional Groups



Standards & Options

Standard:

- Available in Full & Top Grain Leathers
- Available in Luxury Fabrics
- All Hardwood Frames
- Wood Leg Finish (Standard is Walnut)
- Seat Cushions are Crowned with Memory Gel.
- Power Recliners included where there are reclining seats.
- Power Headrests included where there are reclining seats except on Solid Back (SB).
- Power toggle controller with USB charging port for each power recliner or headrest

Options: (No Additional Charge)

- No. 33 Firm Foam
- Wood Leg Finish (Available in Cherry, Chocolate, Espresso, Honey Oak, & Shadow)
- Add a Brushed Metal Vintage Legs

Options: (Additional Charges Apply)

- Rechargeable Battery Pack (will operate 2 recliner footrests or multiple mechanisms per recliner)
- Add Power Lumbar
- Swivel Table for Console Arms (Espresso or Walnut Wood Finish)
- **Portable Single Theater Arm (1) Cup Holder or
- ***Portable Double Theater Arm (2) Cup Holders (Black, Hammered Antique, or Silver Cup Holders) (Fabric or Leather)



Note:

All Dimensions are approximate, if accuracy is crucial, please contact us for validation of the dimensions shown. However, a 1" to 2" variance can still apply due to foam and upholstery.

The 24" 3C Sofa has a Length of 86"

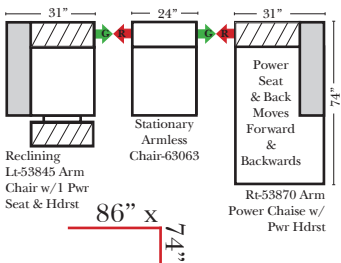
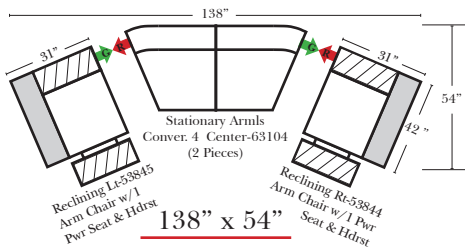
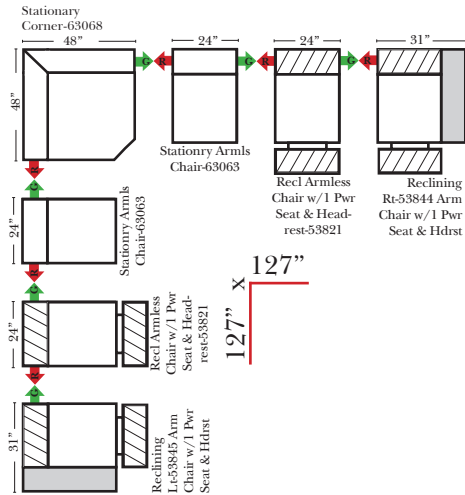
The 28" 3C Sofa has a Length of 98"

Suggested Configurations for 24" / 28" / 32" styles

Put Green Arrows with Red Arrows to Create Sectional Groups

The Suggested Configurations below are only a sample of what the imagination can create, please enjoy creating the configuration that fits your lifestyle, using the ideas below and from the items on the opposite page.

24"

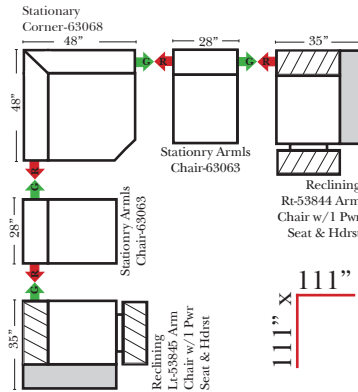
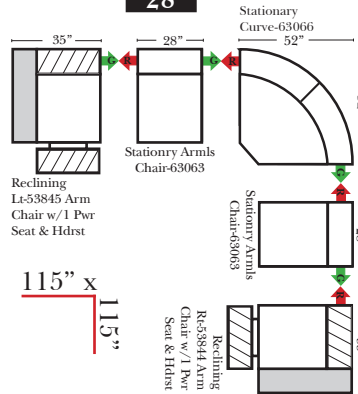


****Portable Single Theater Arm (1)**
(Black, Hammered Antique, or Silver)
Cup Holder
(Fabric or Leather)
(Used with 24" Style)



(8" W x 21" D x 6"H)

28"



*****Portable Double Theater Arm (2)**
(Black, Hammered Antique, or Silver)
Cup Holder
(Fabric or Leather)
(Used with 32" Style)



(13" W x 21" D x 6"H)

32"

