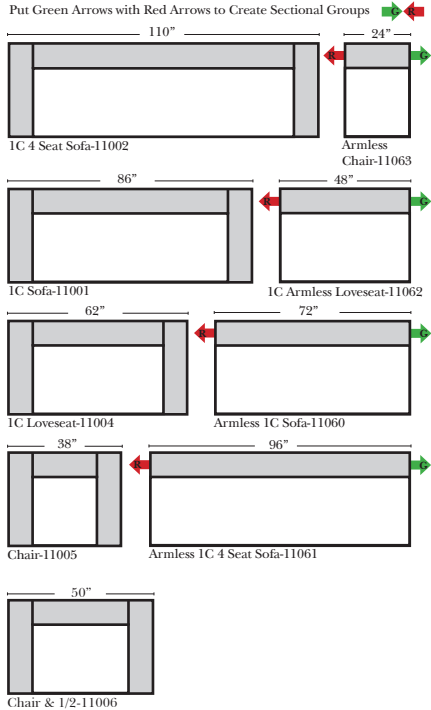
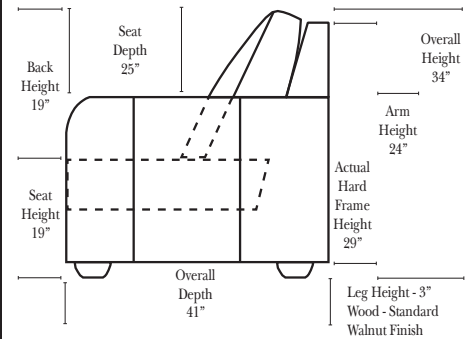
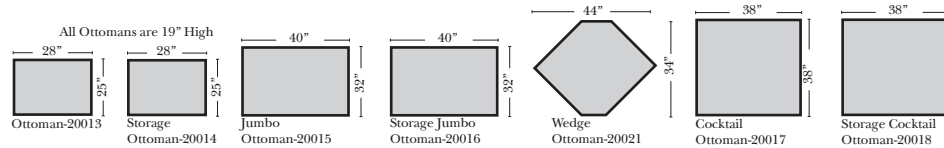


Standard / Armless



2-Piece Curve Sectional / Ottomans

2-Piece Curve Sectional
not available for this style



Standard & options

Standard:

- Available in Full & Top Grain Leathers
- Available in Luxury Fabrics (Limited to Soft Touch Fabrics Only)
- All Hardwood Frames
- Wood Leg Finish (Standard is Walnut)(Available in Cherry, Chocolate, Espresso, Honey Oak, & Shadow, no additional Charge)

Options: (No Additional Charge)

- No. 33 Firm Foam Cushions
- Wood Leg Finish(Available in Cherry, Chocolate, Espresso, Honey Oak, & Shadow)
- Contrast Stitching (Natural Color Only)

Options: (Additional Charges Apply)

- Down Seats & Down Backs
- Upholstered Swivel Base(2 arm Chair Only)

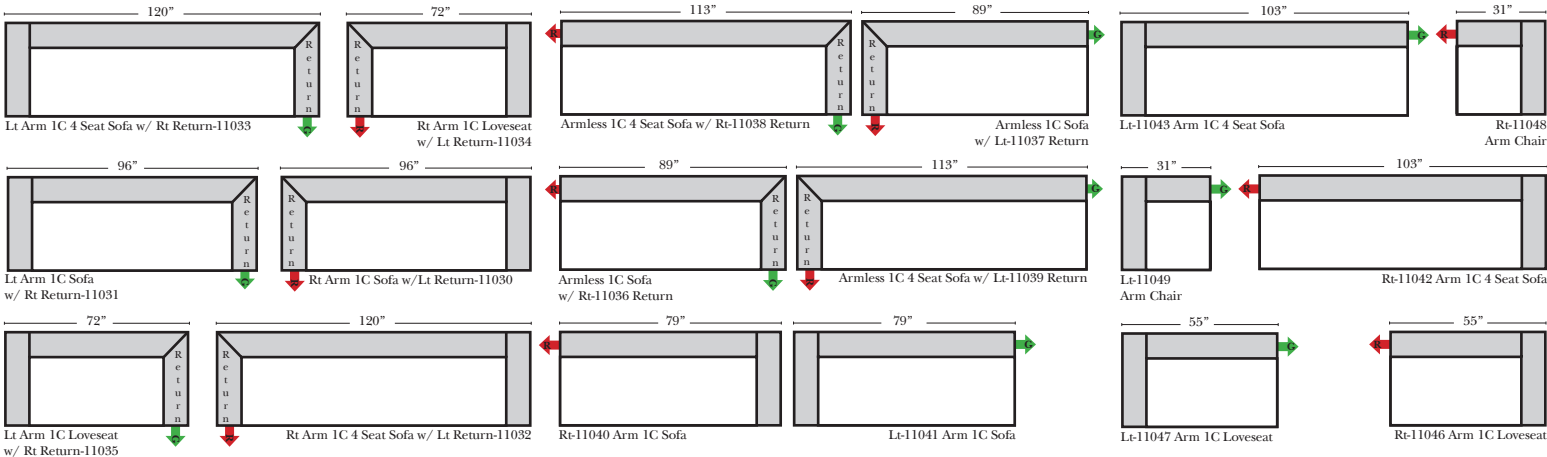
Sleeper Options: (All the below options are at additional charges)

- Queen Sleeper available w/Standard Mattress
- Twin Sleeper available w/Standard Mattress
- Deluxe Innerspring Mattress: Queen / Twin
- Air Dream Coil Mattress: Queen Only - (No Twin)
- Hideaway Air Mattress: Queen Only (Shipped in a Separate Box)

L-Shape / 90 Degree Sectional

(All 4 seat items ship as one piece if stationary, two pieces if motion installed)

Put Green Arrows with Red Arrows to Create Sectional Groups

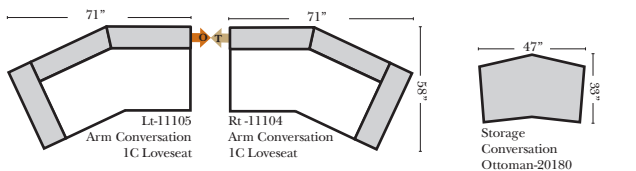
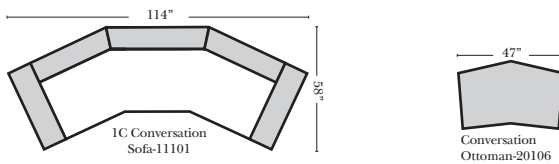
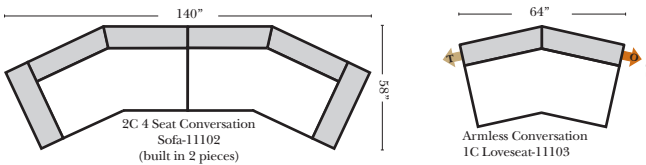
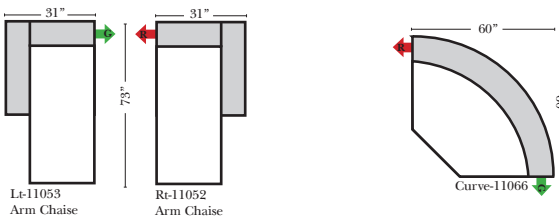
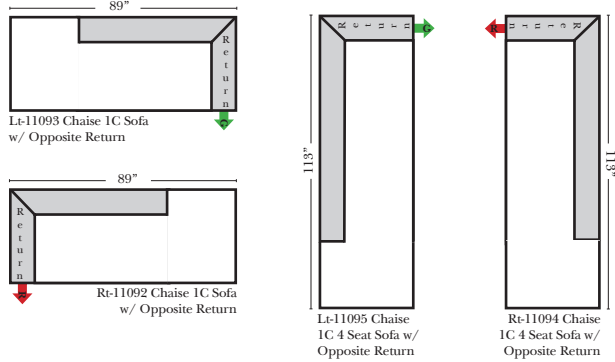


Note:

All Dimensions are approximate, if accuracy is crucial, please contact us for validation of the dimensions shown. However, a 1" to 2" variance can still apply due to foam and upholstery.

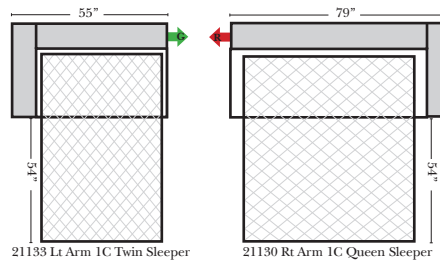
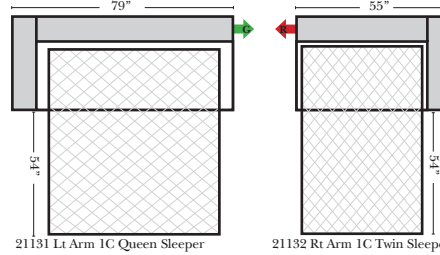
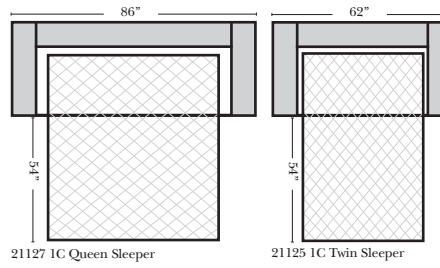
Bumper / Return Chaise & Conversation Sofas

Put Green Arrows with Red Arrows to Create Sectional Groups
Put Orange Arrows with Tan Arrows to Create Sectional Groups



Sleepers

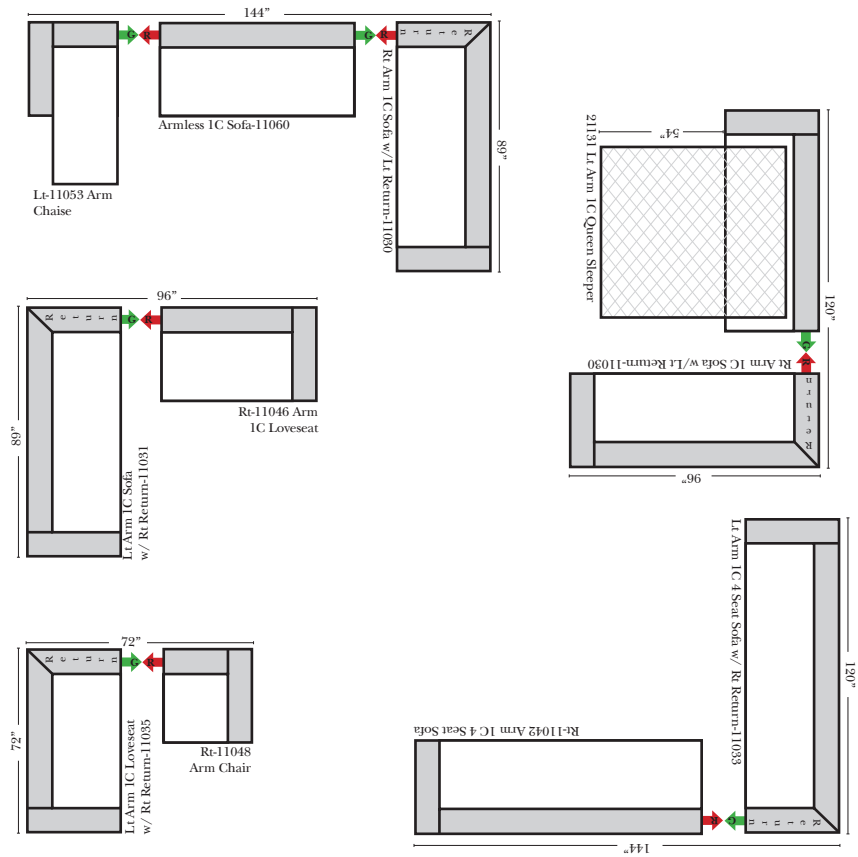
Put Green Arrows with Red Arrows to Create Sectional Groups
Put Blue Arrows with Yellow Arrows to Create Sectional Groups



Suggested Configurations

v.12.02.13

The Suggested Configurations below are only a sample of what the imagination can create, please enjoy creating the configuration that fits your lifestyle, using the ideas below and from the items on the opposite page.



Sleepers (Cont.)