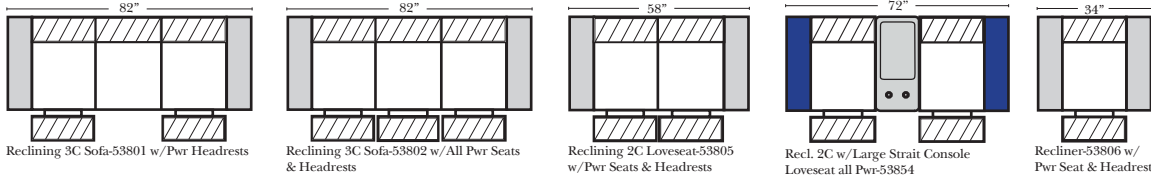


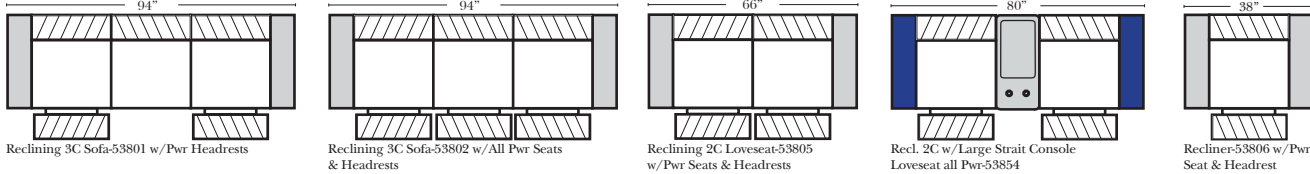
### 24 / 28 / 32 Pre-Configured Items

v.05.21.21

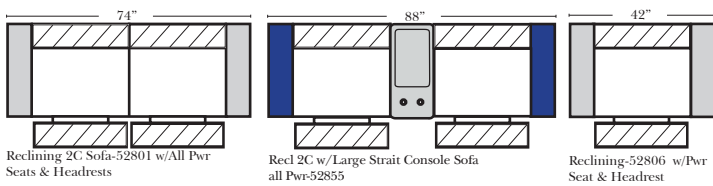
#### 24" Items



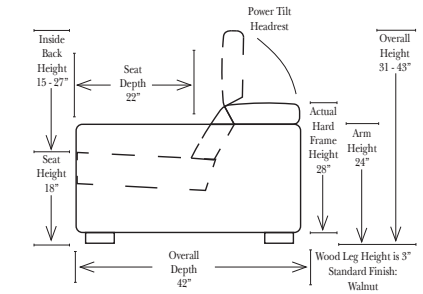
#### 28" Items



#### 32" Items



Put Green Arrows with Red Arrows to Create Sectional Groups → ←



#### Standards & Options

##### Standard:

- Available in Full & Top Grain Leathers
- Available in Luxury Fabrics
- All Hardwood Frames
- Wood Leg Finish (Standard is Walnut)
- Power Recliner & Power Headrests on seats next to each Arm
- Stationary items have Power Headrests only
- Power toggle controller with USB charging port for each power recliner or headrest

##### Options: (No Additional Charge)

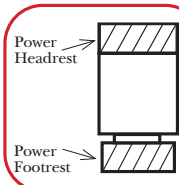
- No. 33 Firm Foam
- Wood Leg Finish (Available in Cherry, Chocolate, Espresso, Honey Oak, & Shadow)
- 3" Metal Leg (Except Ponza)

##### Options: (Additional Charges Apply)

- Rechargeable Battery Pack (will operate 2 recliner footrests or multiple mechanisms per recliner)
- Swivel Table for Console Arms (Espresso or Walnut Wood Finish)
- \*\*Portable Single Theater Arm (1) Cup Holder or \*\*Portable Double Theater Arm (2) Cup Holders (Black, Hammered Antique, or Silver Cup Holders) (Fabric or Leather)



**Standard: All Reclining seats are powered**  
**Standard: All Headrests are powered**



**\*\*Portable Single Theater Arm (1)**  
 (Black, Hammered Antique, or Silver) Cup Holder  
 (Fabric or Leather)  
 (Used with 24" & 28" Style)



(8" W x 21" D x 6"H)

**\*\*\*Portable Double Theater Arm (2)**  
 (Black, Hammered Antique, or Silver) Cup Holder  
 (Fabric or Leather)  
 (Used with 32" Style)



(13" W x 21" D x 6"H)

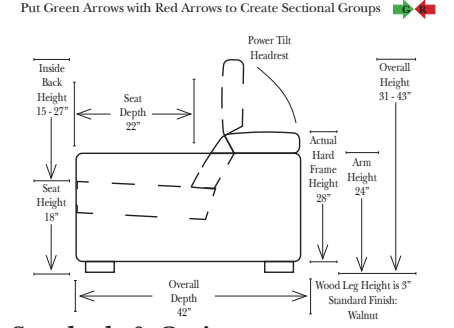
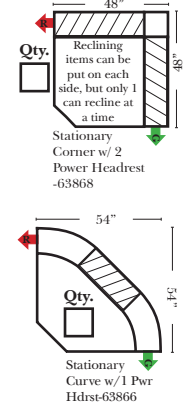
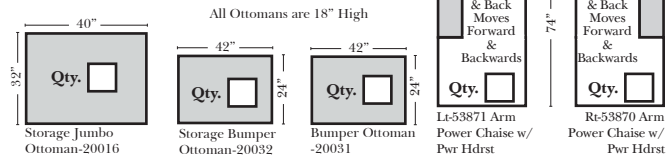
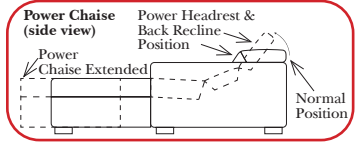
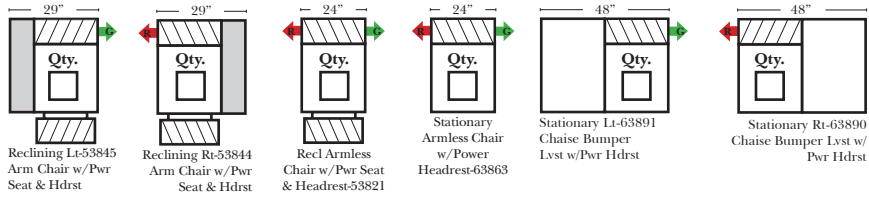
**Note:**  
 All Dimensions are approximate, if accuracy is crucial, please contact us for validation of the dimensions shown. However, a 1" to 2" variance can still apply due to foam and upholstery.

### 24 / 28 / 32 Component Items

### Shared items on 24/28/32 styles

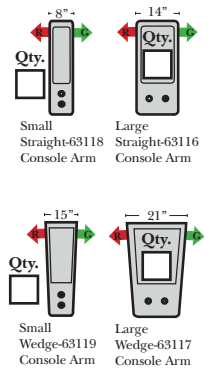
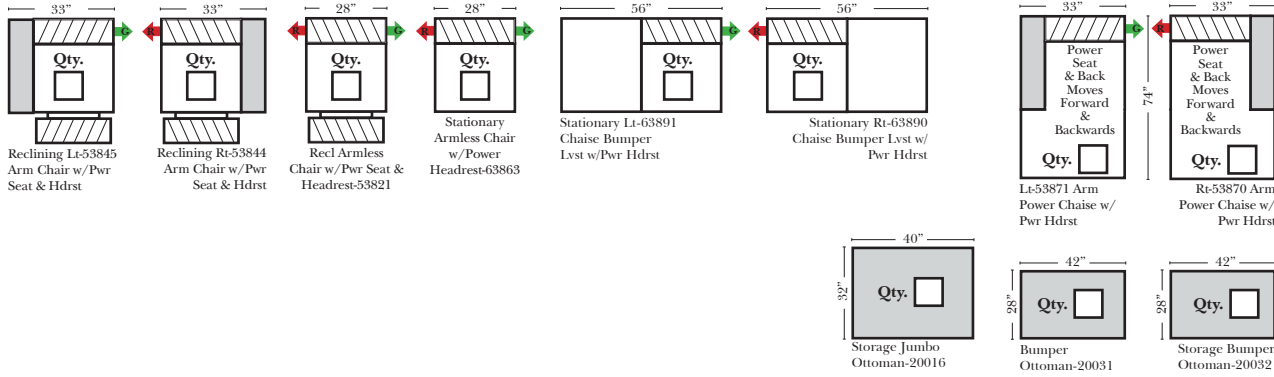
v.05.21.21

#### 24" Items

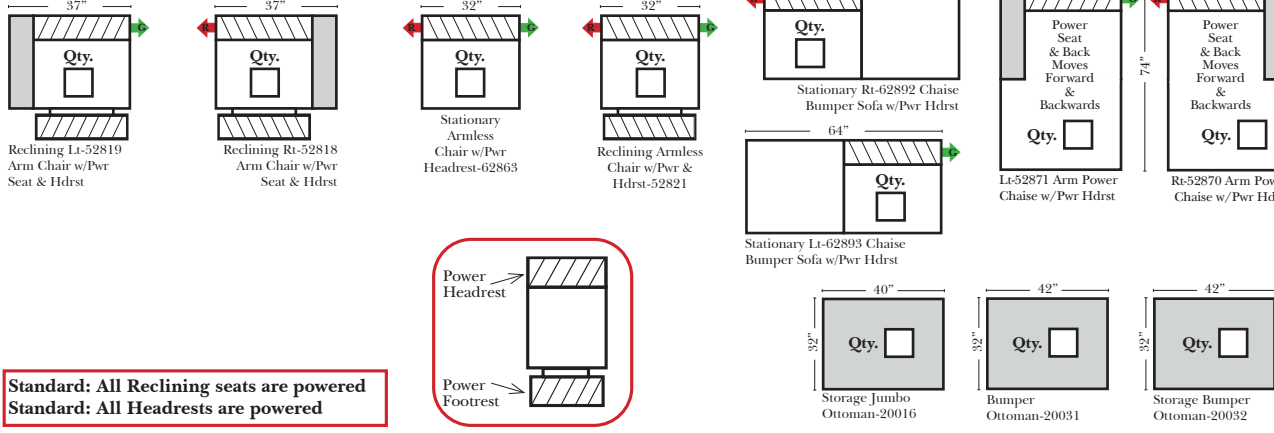


**Note:** Within each item there is a Box with a Qty. label please enter how many of that item you wish to order.

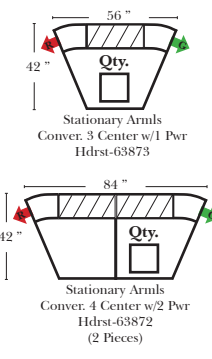
#### 28" Items



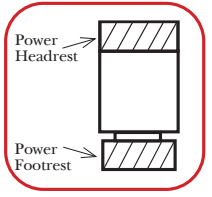
#### 32" Items



**Large & Small consoles are fully upholstered.**



**Standard: All Reclining seats are powered**  
**Standard: All Headrests are powered**



#### Standards & Options

- Standard:**
- Available in Full & Top Grain Leathers
  - Available in Luxury Fabrics
  - All Hardwood Frames
  - Wood Leg Finish (Standard is Walnut)
  - Power Recliner & Power Headrests on seats next to each Arm
  - Stationary items have Power Headrests only
  - Power toggle controller with USB charging port for each power recliner or headrest

- Options: (No Additional Charge)**
- No. 33 Firm Foam
  - Wood Leg Finish (Available in Cherry, Chocolate, Espresso, Honey Oak, & Shadow)
  - 3" Metal Leg (Except Ponza)
- Options: (Additional Charges Apply)**
- Rechargeable Battery Pack (will operate 2 recliner footrests or multiple mechanisms per recliner)
  - Swivel Table for Console Arms (Espresso or Walnut Wood Finish)
  - \*\*Portable Single Theater Arm (1) Cup Holder or \*\*\*Portable Double Theater Arm (2) Cup Holders (Black, Hammered Antique, or Silver Cup Holders) (Fabric or Leather)



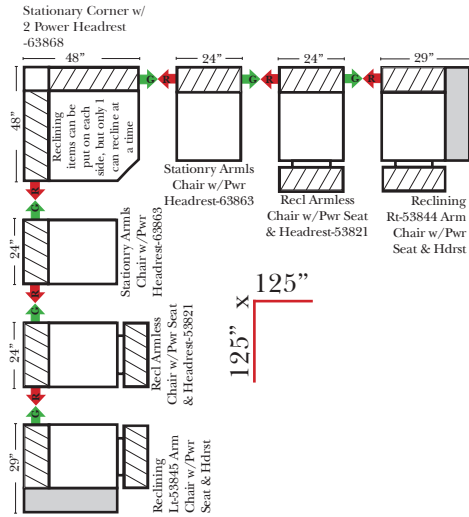
**Note:** All Dimensions are approximate, if accuracy is crucial, please contact us for validation of the dimensions shown. However, a 1" to 2" variance can still apply due to foam and upholstery.

### Suggested Configurations for 24 / 28 / 32 styles

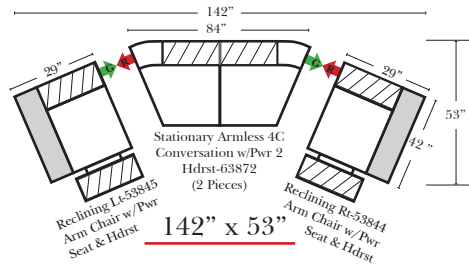
Put Green Arrows with Red Arrows to Create Sectional Groups

The Suggested Configurations below are only a sample of what the imagination can create, please enjoy creating the configuration that fits your lifestyle, using the ideas below and from the items on the opposite page.

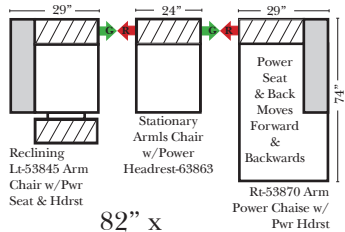
#### 24"



125" x 121"

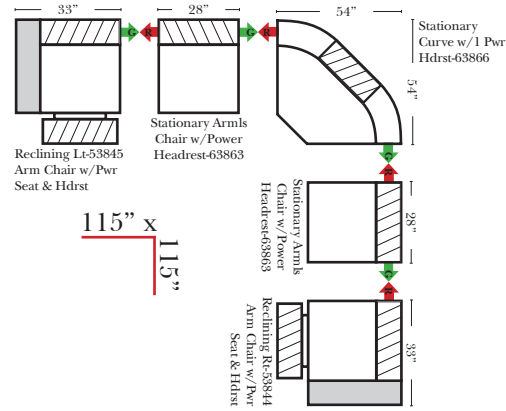


142" x 53"

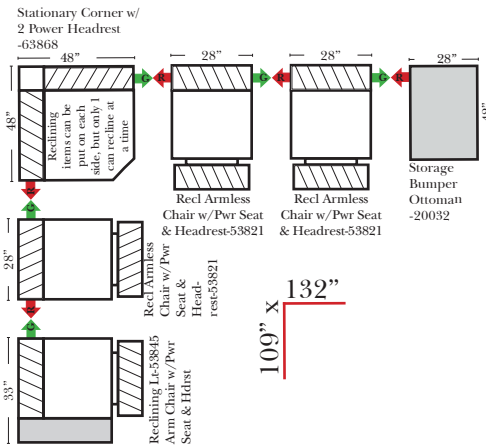


82" x 74"

#### 28"



115" x 115"



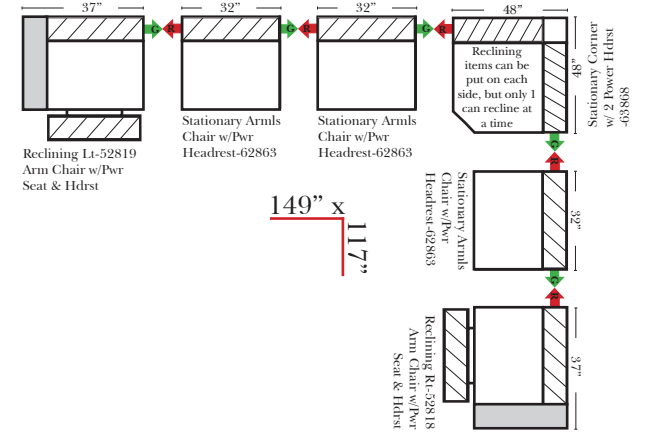
132" x 60"

\*\*Portable Single Theater Arm (1) (Black, Hammered Antique, or Silver) Cup Holder (Fabric or Leather) (Used with 24" & 28" Style)

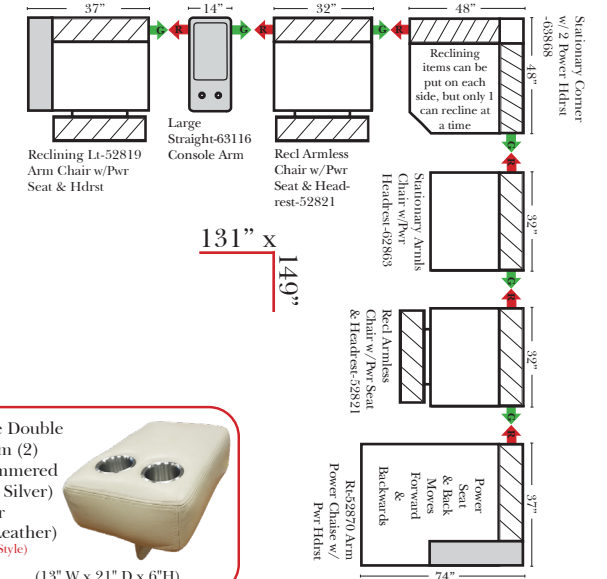


(8" W x 21" D x 6"H)

#### 32"



149" x 117"



131" x 149"

\*\*\*Portable Double Theater Arm (2) (Black, Hammered Antique, or Silver) Cup Holder (Fabric or Leather) (Used with 32" Style)



(13" W x 21" D x 6"H)